

Tameside Early Help

Strategy



2023-2026

Contents

1. Foreword	3
2. Introduction	4
3. Context	5
3.1 National Context	5
3.2 Local Context	7
4. What is Early Help?	13
5. Tameside's Early Help and Approach	15
6. Making it Happen – Our Priorities	19
7. Making a Difference – Our Measures of Success	23
8. Governance	25



1. Foreword

Everyone has a role to play in providing early help. Early help focuses on bringing services together, considering the needs of the family as a whole, to make sure families get the right help at the right time from the right place.

Support can come in many forms and may be delivered by just one service or may include many organisations across different areas such as health, education, employment and the voluntary sector working together to support a family. Early help and family help focus on the strengths of each family, supporting them to reach their own solutions to prevent issues from escalating.

We know that public sector cuts coupled with the cost of living crisis have detrimentally affected our most vulnerable families, as such it is more important than ever that families can access effective support early on.

We want to build on the early help approach already in place in Tameside to continue to reduce the number of families reaching crisis so that we can help all children reach their full potential. We know that early intervention is critical in ensuring that our young people lead happy, safe and healthy lives. Our ambition is that all families are supported holistically as equal partners, and that all families are able to access services and information when they need to, promoting positive outcomes across the borough.

Tameside's Early Family Help Strategy will be overseen by the Early Help Partnership who will monitor the implementation and delivery of the strategy.



Cllr Bill Fairfoull
Executive Member for Children and Families



2. Introduction

This Tameside Early Family Help Strategy 2023-2026, builds on the previous Tameside Early Help Strategies of 2017 and 2020, by setting the scene both locally and nationally. It provides clear priorities and accountability to improve and enhance, at pace, the Tameside Early Help and Family Help approach and offer, ensuring it remains responsive to the needs of the children and families within the Borough. The Tameside Early Family Help Strategy 2023-26 is a partnership document which underpins our strong commitment to early intervention, aligning with our refreshed approach to thresholds as contained with the [Tameside Framework for Help and Support](#).

Tameside Council have transformed their approach towards early help by improving capacity for front line early help staff and establishing targeted family help at level 3. Where more complex early help cases are identified, they will be held by Family Help Case managers who will work with a family as long as needed provided they are making progress. Where needs escalate or progress is not occurring, cases can be safely and quickly stepped up to statutory services using clearly defined, systematic approaches. Similarly, when families progress positively, cases can be stepped down to Level 2 and eventually, Universal Services.

There are over 54,000 children and young people living in Tameside and whilst most children and their families in Tameside have a good quality of life with minimal additional support, there are some who need extra help for a variety of reasons. At different times in their lives, children, young people and their families in these circumstances may need additional support and help from universal, targeted or specialist services. We know, for families, it can sometimes feel difficult to ask for help or to know what help is available and how to access this support. Which is why,

early help and family help is an approach, not a single provision and is everyone's responsibility. Early help and family help can only work when delivered in partnership across multiple agencies who work with families.

Early help and family help means children, young people and their families are supported holistically at the right time, as soon as a problem is identified and is not left to escalate. Early help and family help means families are treated as equal partners and that their strengths are recognised.

We know early help and family help is morally the right thing to do, which is why this strategy strives for high-quality offer for children and their families at the earliest opportunity to build the strongest possible foundations for children to thrive throughout their life.

Learning from recent OFSTED inspections we will strengthen our approach to joint working. This includes continuing to strengthen the link between SEND and our early help offer, to ensure needs are identified and supported at the earliest possible point across health, education and social care services.

Our early help and family help approach will be the foundation of our Family Hub model, recognising that investment in preventative support for families is crucial to promoting better health, education, emotional and social outcomes in the longer term. The Family Hubs Programme will provide multi-disciplinary support physically within the community, embedding the ethos of early intervention and supporting families with children from 0-19 years or up to 25 years for children with special educational needs and disabilities.



Effective early help also contributes towards the fulfilment of our statutory duties including the Council's duty to improve the wellbeing of young children (Section One Childcare Act 2006) and to improve cooperation between local partners to improve the wellbeing of children (s.10 Children Act 2004).

This is a high-level document outlining our approach to Early Help and Family Help which will be complimented by our Early Help and Family Help Delivery Plan.



3. Context

3.1. National Context

Still of relevance today is the Munro Review of Child Protection (2011)¹ which were incorporated in the Working Together to Safeguard Children (2013;2018)² that clearly set out the importance of early identification and support for children and families – ‘Providing early help is more effective in promoting the welfare of children than reacting later’. The statutory guidance makes clear that under section 10 of the Children Act 2004, Local Authorities have a responsibility to promote inter-agency co-operation to improve the welfare of all children, emphasising that early help is an approach and offer across many agencies, and is not a single provision.

From a population point of view, the Marmot Reviews: Fair Society, Healthy Lives (2010; 2022) provide the bedrock of evidence supporting prevention and early intervention - ‘The foundations for virtually every aspect of human development – physical, intellectual and emotional – are laid in early childhood. What happens during those early years, starting in the womb, has lifelong effects on many aspects of health and wellbeing, from obesity, heart disease and mental health, to educational and economic achievement. Later interventions, although important, are considerably less effective if they have not had good early foundations’.

More recently, Josh McAllister’s independent review of Children’s social care (2022)³ has a firm focus on early help, which is referred to as ‘Family Help’, calling for a fundamental shift from crises interventions that don’t always achieve the best outcomes for children and families, as well as continuing costs to public services. The Department for Education’s recently released children’s social care strategy ‘Stable Homes, Built on Love’⁴ responds directly to the independent review, committing to providing families with supportive and welcoming Family Help services delivered through a skilled multi-disciplinary workforce, providing the right support at the right time. These developments highlight a growing consensus around the importance of taking a joined up whole family approach to early intervention.

Furthermore, the SEND Review (2022)⁵ clearly identifies that early help is vital and can improve outcomes for children and young people with special educational needs and disabilities, enabling children and families to thrive through access to the right support, from the right place, and at the right time.

In addition, national and global crises have put pressure and demand on families and services, often highlighting disparities and exacerbated health, social and economic inequalities. For example, the Institute of Health Equity (2022)⁶ highlights how fuel poverty is detrimentally affecting children’s development, mental

¹ <https://www.gov.uk/government/publications/munro-review-of-child-protection-final-report-a-child-centred-system>

² <https://www.gov.uk/government/publications/working-together-to-safeguard-children--2>

³ <https://childrensocialcare.independent-review.uk/>

⁴ https://assets.publishing.service.gov.uk/government/uploads/system/uploads/attachment_data/file/1133537/Children_s_social_care_stable_homes_consultation_February_2023.pdf

⁵ <https://www.gov.uk/government/consultations/send-review-right-support-right-place-right-time>

⁶ <https://www.instituteofhealthequity.org/resources-reports/fuel-poverty-cold-homes-and-health-inequalities-in-the-uk>



3. Context

health, educational outcomes, and increasing the risk of poor respiratory health. Similarly, whilst the impact of the COVID-19 pandemic is yet to fully understood, early evidence reviewed by the Office of Health Improvement and Disparities (2022)⁷, found health inequalities amongst children and young people, living in deprivation, or who are from black, Asian and minority ethnic (BAME) backgrounds, or are lesbian, gay, bisexual, and transgender (LGBTQ+).

National developments have also indicated the growing awareness of the variety of factors affecting outcomes for children and families, necessitating a coordinated multi-agency approach. OFSTED recently announced that their Joint Targeted Area Inspections will focus on the local multi-agency response to children and families who need help, evaluating how effectively different agencies work together to reduce risks to children and meet their needs early on.⁸ The new inspection criteria highlight the importance of a partnership approach in supporting children and families, showing the renewed significance of an effective early help and family help system.



⁷<https://www.gov.uk/government/publications/covid-19-mental-health-and-wellbeing-surveillance-report/7-children-and-young-people>

⁸ <https://www.gov.uk/government/publications/joint-targeted-area-inspection-of-the-multi-agency-response-to-children-and-families-who-need-help/joint-targeted-area-inspection-of-the-multi-agency-response-to-children-and-families-who-need-help#evaluation-criteria>



3. Context

3.2. Local Context

Tameside's population of children and young people is the fastest growing, compared to other age groups. Even before the COVID-19 pandemic, Tameside had challenges regarding economic growth, and significant challenges with high concentrations of deprivation and entrenched issues that exist in some communities including unemployment, ill-health and social issues including higher prevalence of domestic abuse and substance misuse.

An important part of understanding the local context in Tameside involves listening to children and young people about how they feel about living in Tameside, and what makes a difference in their lives. Children and young people have told us they recognise that love and emotional support from family, friends and communities is the key to a happy childhood, that the compassion and care for one another that exists across generations in Tameside families is important to them and is a strength of the Tameside community. Children and younger people have told us that they are ambitious for their future and want to have a wide range of opportunities available to them. Opportunities to develop confidence and self-esteem are important to them.

They also want to feel safe and secure within their communities, tackle the stigma associated with mental health and recognise the importance of preventing crisis' developing. Listening to children and young people is at the heart of our early help practice and in developing this strategy we are focused on improving the Early Help Offer in Tameside to underpin the ambitions of children, ensuring their voice is heard and reflected in the services we deliver.

It is important to acknowledge that some children in Tameside face additional barriers, which, unless addressed early, can accumulate throughout life and negatively impact on their life chances, resulting in significant inequalities. Children living in Tameside are less likely to meet the expected level of development in their early years, with speech and language needs being a particular challenge.

Throughout their school career, children living in Tameside are more likely to need additional support or be identified as having Special Educational Needs and/or Disabilities. At secondary level, challenges around school attendance and attainment are key drivers in preventing progression into Further and Higher Education or training and in later life, impacting on earning potential.

Families in Tameside can sometimes face challenges, which can have long-term detrimental impact on the wellbeing of children and young people into adulthood. In particular, domestic abuse, mental health issues, neglect and parental conflict are some of the issues that result in referrals to Children's Social Care.

Intervening as soon as these issues are identified is vital in creating conditions where families can improve their own life situation and go on to thrive.

Understanding both the assets within families and the communities they live in, along with the challenges that they face is vital to the delivery of this strategy. By using both data and intelligence and by listening to families we will strive to understand their needs better, and be more responsive when supporting families.



3. Context

Children, Young People and Family Outcomes in Tameside

Further to Tameside Children and Young People's Joint Strategic Needs Assessment (2022), the below data illustrates that children, young people and families in Tameside have worse outcomes compared to the England averages.


The Strategy does not seek to prioritise any one particular outcome, but seeks to work as a whole system across all policies to improve these outcomes as a whole. Equally, the strategy seeks to support and help children and families where these needs have been identified.

They found an FASD prevalence rate of 1.8% - 3.6% (when possible cases were also included). When applying this to Tameside using the 1.8% prevalence rate that equals 50 children born each year affected by FASD. Similarly, using the 1.8% prevalence rate 4077 for the potential number of individuals living with FASD in Tameside.

Deprivation

17.6% of children in absolute low income families, compared to 15.1% across England (2020/21)

22.3% of children in relative low income families, compared to 18.5% across England (2020/21)



Early Years & Child Development



10.2% smoking status at time of delivery, compared to 9.1% across England (2021/22)



36.6% of babies are breastfed at 6-8 weeks, compared to 49.3% across England (2021/22)



66.9% of children achieving a good level of development at the end of Reception, compared to 71.8% across England (2018/19)

3. Context

Education & Employment



4.7% of 16-17 years not in education, employment or training, compared to 5.5% across England (2020)

57% pupils achieving **KS2 RWM EXS+** compared to 59% across England (2021/22)

44% of pupils achieving a strong pass in English and maths compared to 50% across England (2021/22)



92% of pupils in good or outstanding primary schools

68% of pupils in good or outstanding secondary schools

Health



11.9% of children are obesity at Reception, compared to 9.9% across England (2019/2020)

33.1% of 5 years olds have obvious dental decay, compared to 23.4% across England (2018/19)

19.4 per 1,000 under 18 conceptions, compared to 13 per 1,000 across England (2020)



98 per 10,000 hospital admissions caused by unintentional and deliberate injuries in children (0-14), compared to 75.7 per 10,000 across England (2020/21)



290.2 per 100,000 hospital admissions for asthma (0-19), compared to 74.2 per 100,000 across England (2020/21)



3. Context

Mental Health



6.8% of children in Tameside are known to have a mental health problem (2018)

11% of children in Tameside are known to have an Eating Disorder (2020)

Self-harm Hospital admissions due to self-harm are higher in Tameside than the England average. (2020/2021)

Mental health conditions Hospital

admissions due to mental health conditions are higher in Tameside than the England average (2020/2021)

Eating Disorders Across the Pennine Care Foundation Trust footprint there was an 80% increase in referrals for support/treatment for Eating Disorders in 2021/2022. This reflects the national picture where there was an 81% increase

Special Educational Need or Disability (SEND)



14.2% of children in Tameside are identified as having a Special Educational Need or Disability

compared to 12.3% of children in England (2021/2022)

2.1% of children have and Education, Health and Care Plan (EHCP) compared to 3.9% of Children in England.

Although lower than the national average this figure is rising. 13% of Tameside children have an Education, Health Care Plan due to difficulties arising from their Social, Emotional and Mental Health (2021/2022)



3. Context

Protect (At the end of November 2022)



2329 Child in Need,
a rate of 457 per 10,000 0-17 year old population

Including:



391 Children on Child Protection Plans (77 per 10,000 0-17 year old population)

653 Cared for Children (128 per 10,000 0-17 year old population)



Substance Misuse

96 per 100,000 - Over the period 2018/19 to 2020/21 the rate of hospital admissions for substance misuse in the 15-24 year old age group was 96 per 100,000

21% of those in drug and alcohol treatment services have children under 16 at home

59% of those in drug and alcohol treatment services have children under 16 or are in contact with children under the age of 16



607 adults are estimated to be alcohol dependant and living with children, of those only 203 (33%) are in treatment



3. Context

Substance Misuse



It is estimated 34% of adults with opiate based addiction who have children under 16 at home are not in treatment



29% of all adults in treatment for substance misuse have children at home



Domestic Abuse (2021/22)

6376 crimes reported

There were 6376 domestic abuse crimes reported to Tameside police


582 cases discussed at MARAC due to concerns of risk of serious harm or homicide. Of the high risk cases discussed at MARC, **356 featured children**

3222 referrals to children's social care relating to domestic abuse



285 attendances

Local emergency departments recorded 285 attendances where someone has been assaulted in a domestic abuse context



4. What is Early Help and Family Help?

Early Help and family help is an approach to working with children and their families. It is everyone's responsibility. Early intervention focuses on preventing problems occurring and works by tackling challenges head-on before they get worse. Effective early intervention enables children and families to build on their personal strengths and skills to become more independent and resilient to the challenges that they face. This is our Signs of Safety Approach and Practice in Tameside. Whilst early interventions are often focused on the early years of a child's life, interventions can improve children's life chances at any point during childhood and adolescence.

Early help and family help involves all partners sharing responsibility for looking for signs that children and families need help and then acting quickly to address these needs. Providing good early help takes into account what is happening for everyone in the family, not just one individual. In Tameside a 'whole family approach' is promoted and the needs of all children, young people and their family members are considered in the assessment and support provided.

We recognise that often when one person in a family has a problem, it affects others in the family and that effective help means solving the root cause of the problem rather than just the presenting issue. Early help brings professionals together to work with the whole family to try to improve things for everyone. The Early Help and Family Help Offer of support to families in Tameside include support with, but not exclusive too:

- adolescence
- anti-social behaviour
- benefits and debt advice
- child development
- domestic abuse
- financial issues, poverty and deprivation



4. What is Early Help and Family Help?

- employment
- health
- housing
- mental health
- parental conflict
- parenting
- school attendance
- Special Educational Needs and Disabilities (SEND)
- substance misuse

For more information about the early help and family help offer in Tameside and its associated thresholds, please access our thresholds document, [Tameside Framework for Help and Support](#).

Effective early help and family help has to be a partnership not just with agencies across the Borough but also with families. It is based on respectful but persistent engagement and a commitment to helping families find ways to help themselves.

It supports families to build on their strengths so they are able to deal with setbacks themselves, seize opportunities to flourish and know where to turn to for help when needed. Developing trusting relationships with families and giving them the tools to help themselves is central to early help and family help, nurturing long term resilience.

Early help and family help has to be challenging to ensure that restorative practice is reflected and encourages families to engage more fully in the communities in which they live; drawing on its assets and opportunities to support them and becoming more engaged members of their community.




5. Tameside's Early Help and Family Help Approach

The principles to our strategy and approach are:

- Supporting and helping children and families at the earliest opportunity - the right help, at the right time, from the right place.
- Actively listening to the voices of children and families in line with the [Listening Framework](#)
- Holistic support is provided with families, bespoke to their needs.
- Proactively utilising Signs of Safety to help assess risks, concerns and identify solutions in partnership with children and families.
- Support and help is delivered with children and families, building on their strengths and supporting them to come up with solutions with the help of their network.

- Understanding that safeguarding is everyone's business. Everyone working with children, young people and their families understands they are responsible for keeping children safe and promoting the welfare of children.
- Acknowledging that many situations need a multi-agency, trauma informed response, all agencies will work collaboratively to offer a coordinated response and avoid duplication.
- Everybody is confident with data protection principles and will proactively share information to help recognise, assess and act to provide a coordinated response to the needs of the child and the family.
- No one should assume that someone else will pass on information which may be vital to keeping a child or young person safe.



5. Tameside's Early Help and Family Help Approach

1. Universal:

My needs are met and I am achieving my expected outcomes.

2. Early Help:

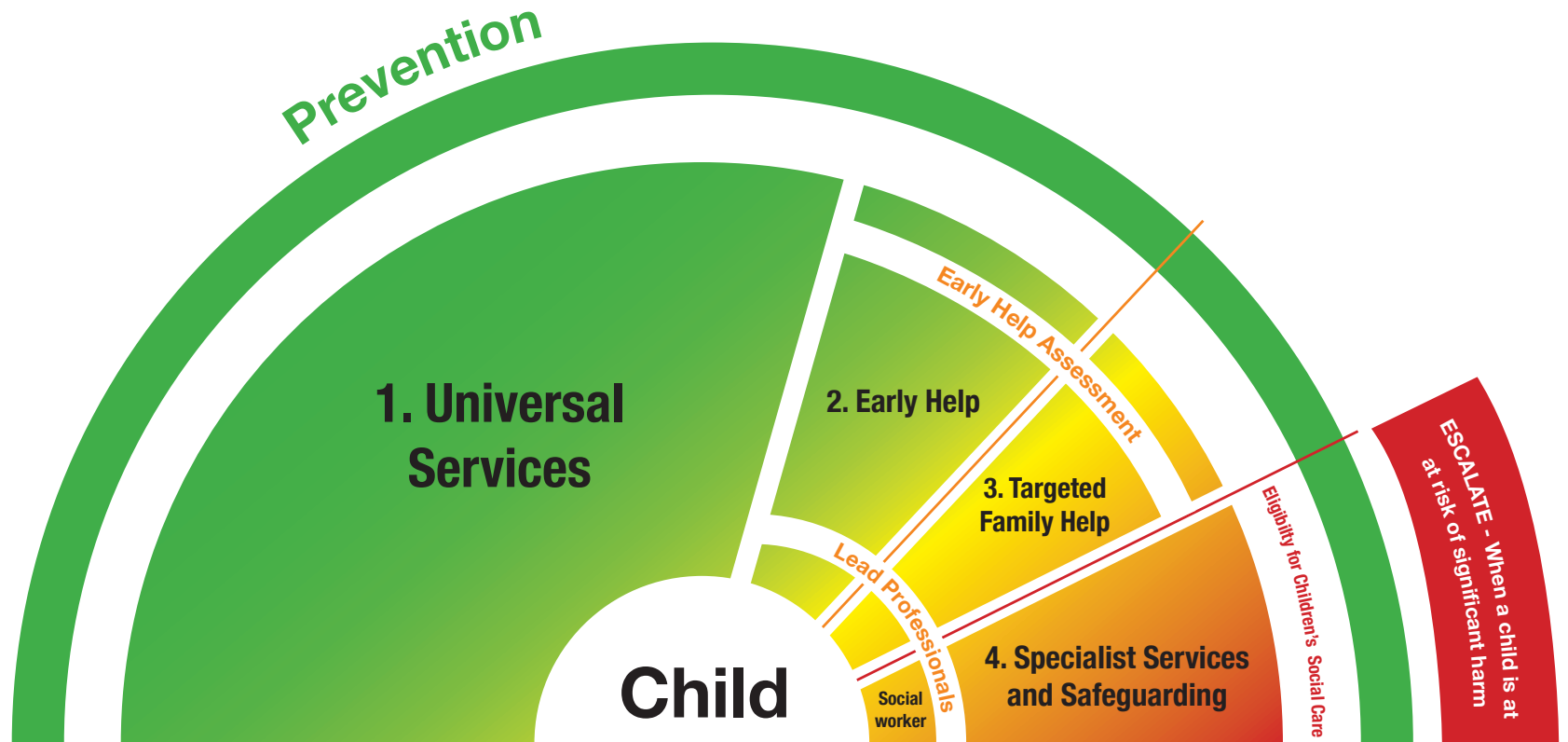
I may need some extra help alongside Universal Services to meet my needs.

3. Targeted Family Help:

There are complex needs. I need different services to work together to promote my welfare.

4. Specialist Services and Safeguarding:

I am a child in need or a child in need of protection. I am at risk of abuse, exploitation or neglect.



5. Tameside's Early Help and Family Help Approach

Our Approach

Tameside has adopted the 'windscreen' model when looking at universal, early help, targeted early help and specialist/ safeguarding services. This model closely aligns to the THRIVE model of coping, getting help, getting more help and getting risk support.

Early help and targeted family help follow the same approach and processes for working with families. When additional need is identified which is beyond the universal support available to everyone, the early help process is started. An Early Help Assessment is completed with the family and the lead professional will work alongside the family to develop a plan of action and co-ordinate support. Support begins as soon as the early help process starts.


The progress made and any ongoing needs of the family are reviewed through the 'Team Around the Family/ Setting' approach. Family Intervention Services within our four neighbourhoods (North, South, East and West) work closely with Early Years, CAMHS, Job Centre plus and Active Tameside to support families 0-19 (25 with SEND).

Tameside council have established targeted family help at level 3 where more complex early help cases will be held by Family Help Case Managers who will work with a family as long as needed provided they are making progress. Where needs escalate or progress is not occurring, cases can be safely and quickly stepped up to statutory services using clearly defined, systematic approaches. Similarly, when families progress positively, cases can be stepped down to Level 2 and eventually, Universal Services.

Engagement with all members of the family is crucial to the success of this approach and the child's voice has to be heard strongly within the assessment and plan to ensure it is meeting their needs. Targeted family help follows the same approach but is provided when issues have become multiple or complex and stronger co-ordination of support is needed.

To underpin Tameside's Early Help Offer, the Signs of Safety framework has been adopted as part of the Early Help Assessment to strengthen safety and wellbeing planning with families. This is a strength based, solution focused model that looks to assess risk and concerns, identifying solutions with the family.

For more information about the model above and its associated thresholds, please refer to the [Tameside Framework for Help and Support](#).



5. Tameside's Early Help and Family Help Approach

Family Hubs

A key component to the strategy and approach are the Family Hubs within each of the four neighbourhoods (North, East, South and West) of Tameside. Through Family Hubs, families will be able to access services from a variety of community partners for right help at the right time.

Family Hubs bring together existing family-help services to improve connectivity between families, professionals and services, placing relationships at the heart of our approach. The Family Hubs will include a physical and virtual offer, accessible for families with children of all ages, from 0-19 or up to 25 with special educational needs and disabilities and embedding the Start for Life offer at their core.

The key principles of the family hub model are that services are:

- **More accessible** – through clearly branded and communicated hub buildings, virtual offers and outreach.
- **Better connected** – family hubs drive progress on joining up professionals, services and providers – through co-location, data sharing, shared outcomes and governance. Moving from services organised for under-fives, to families with children of all ages, reducing fragmentation.
- **Relationship-centred** – practice in a family hub builds on family strengths and looks to improve family relationships to address underlying issues.
- **Universal through to targeted services** – providing welcoming, non-stigmatising services for families



6. Making it Happen – Our Priorities

Based on a number co-production workshops with partners in Tameside, the following priorities have been developed to ensure successful delivery on the Strategy. In turn, we have stated our action under each priority.



Authentic System Leadership

This means all partners including the Council, Health, Police, Education and VCSFE sector take responsibility for their role in early intervention as well as actively working together to deliver better outcomes for families.

What will we do?

- Utilise the potential of our local partners to provide critical support within the design and delivery of Early Help and Family Help.
- Work cohesively as partners by listening to each other, clearly communicating roles and responsibilities of all partners and promoting respect across all levels.
- All services involved in early help and family help will commit to delivering on the strategy and driving forwards improvements.
- Ensure there is joined up commissioning across all services supporting families, children and young people, in line with the [Tameside SEND Joint Commissioning Strategy](#)
- Maintain a clear understanding of what is commissioned and effectively communicate this with partners.



6. Making it Happen – Our Priorities

- Put evaluation and monitoring and review at the heart of our commissioning.
- Work jointly towards the vision of Early Help and Family Help in-line with our shared principles.
- Invest in the universal foundations for our families in Tameside.

Priority TWO

Effective Partnerships & an Integrated Team

This means capitalising on the strengths of relationships across all organisations and services, proactively sharing knowledge, resolving challenges and coordinating our approach to make sure residents get comprehensive, holistic support no matter

which area they contact first.

What will we do?

- Co-locate services to help strengthen relationships between partners to take a holistic, whole family, approach to support.
- Provide support within communities through our integrated Early Help and Family Help offer.

- Develop our offer with partners to ensure we meet the needs of our neighbourhoods.
- Use existing data, local intelligence and insights from partners to design our support offer.
- Promote effective conversations which consider the needs of the whole family across all services.
- Promote better integration between children's and adults services.
- Improve connectivity between third sector, community, faith sector, education, council and health within family hubs and early help, to ensure there is a clear route to support.
- Embed a making every contact count approach across services, to prevent families repeating their stories or slipping through the cracks.
- Place the voice of families and communities at the core of our strategic planning.
- Develop an Early Help and Family Help Strategy Outcome Framework.



6. Making it Happen – Our Priorities

Priority THREE

Asset Based Focus

This means working together to make the most of what is already in place, and supporting families to build on their strengths.

What will we do?

- Commit to continuous learning, development and self- reflection across all services contributing to early help and family help.
- Increase our understanding of available assets and services in different neighbourhoods.
- Maintain an easily accessible and regularly updated directory of community assets and support.
- Create a family friendly culture within family hubs, welcoming every type of family.
- Work towards an effective single-access point for support, incorporating a physical place where families can get face to face support, a virtual place and a phone line.


Priority FOUR

Workforce and Development

This means making sure all staff have the right skills and knowledge to work with and support families effectively.

What will we do?

- Have a workforce that reflects and understands the local landscape of support and the needs of the communities they work in.
- Signs of Safety Training to continue to be delivered by the Tameside Safeguarding Children Partnership.
- Making sure all our workforce know how to have effective conversations which consider all of the needs of the family.
- Delivering training internally and across the partnership to embed the Tameside Framework for Help and Support to improve the application of thresholds.
- Communicate the Early Help and Family Help offer clearly to the workforce.
- Develop a multi-agency workforce development plan to coordinate training for all partners involved with early help and targeted family help, based on shared principles including Solihull approach and trauma informed principles.



6. Making it Happen – Our Priorities

Priority FIVE

Data Improvements

This will help us to better share knowledge, make more informed, evidence based decisions and to monitor the impact we are having.

What will we do?

- Improve our ability to access and share intelligence between services.
- Ensure IT infrastructure enables co-location.
- Utilise the benefits of case management systems.
- Develop a joint framework for measuring success.
- Develop an Early Help and Family Help Performance Dashboard.
- Develop an Early Help and Family Help Outcome Framework.


Priority SIX

Communication and Engagement

This will help us to connect with residents, promote our offer within the borough, gain feedback and ensure that our approach to early help and family help meets local needs.

What will we do?

- Use the tools we have available including council webpages and relationships with partner agencies to make it easier for residents to access information.
- Ensure our communications around Early Help and Family Help offer are consistent, locality specific and uniformly accessible.
- Monitor family experiences and awareness of our offer to review how early help and family help function.
- Engage with and offer targeted support for seldom heard families and groups.
- Design an outreach mode for support which is focused on overcoming any stigma associated with accessing services.
- Review all online and physical materials regarding early help and rebrand under the #ChildFriendlyTameside.
- Review and update our online Service Information Directory.



7. Making a Difference – Our Measures of Success

It is recognised nationally that measuring the effectiveness of early help systems is extremely complex and challenging.

Prevention and early intervention approaches are long-term invest to save models which require time to generate hard evidence of fiscal savings and provide ‘cashable’ savings. It is also difficult to demonstrate the cost avoidance generated by preventing problems.

The broad nature of interventions and services delivered by partners as part of early help and family help adds to the complexity of evaluating impact. Attributing improvements in family situations and the outcomes they achieve to one service or intervention is exceptionally difficult as demonstrated by the well-resourced and robust National Troubled Families Evaluation⁹. Collating good quality evidence of impact takes time, capacity and resources but is still important to do.

Despite the challenges, there is an emerging evidence base demonstrating that sustained investment in early help and preventative services over time can be effective and reduce demand on high cost services¹⁰.

Our aim is to jointly secure better outcomes for families, avoiding statutory interventions by intervening earlier. We recognise the need for a shared vision underpinned by ongoing monitoring and accountability to achieve this. The Tameside Early Help Partnership will develop an agreed multi-agency framework for measuring success which will help us to review and deliver an effective early help and family help system.



7. Making a Difference – Our Measures of Success


The Tameside Early Help Partnership will continue to develop this locally and assess the effectiveness of early help interventions. A jointly agreed Early Help and Family Help Strategy Outcome Framework will be explored by the partnership which will collate evidence and utilise sources including:

- Early Help and Family Help Performance Dashboard
- Children and Young People's Plan
- Management and Performance information
- Feedback from families
- Feedback from practitioners
- Case Studies
- Cost saving analysis
- National tools – including the [Early Help System Guide](#) and [Supporting Families Outcomes Framework](#)

The development of a common evaluation framework by the Early Help Partnership for early help and family help will build on national best practice around the evaluation of early help systems and ensure a stronger evidence base for the Early Help Offer is available to support future investment decisions.

⁹ <https://www.gov.uk/government/publications/national-evaluation-of-the-troubled-families-programme-2015-to-2021-further-findings>

¹⁰ <https://www.eif.org.uk/report/the-cost-of-late-intervention-eif-analysis-2016>




8. Governance

To deliver on the approach and priorities of early help and family help in Tameside effectively and successfully, a multi-agency delivery plan will be produced and regularly updated.

The Early Help and Family Help Delivery Plan will set out an ambitious but much needed plan of work for transforming the early help approach and offer in Tameside.

The Tameside Early Help Partnership is responsible for delivering the Early Help and Family Help Delivery Plan and will provide highlight reports to both the Starting Well Partnership and Children's Improvement Board.



8. Governance

The illustration, shows various groups, board and partnerships and their relationship with one another.

